

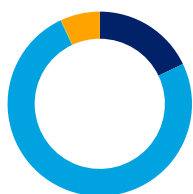
Coutts and Co

EOS at Federated Hermes

Over the last quarter we made voting recommendations at **844** meetings (**12,601** resolutions). At **634** meetings we recommended opposing one or more resolutions. We recommended voting with management by exception at **58** meetings and abstaining at **one** meeting. We supported management on all resolutions at the remaining **151** meetings.

Global

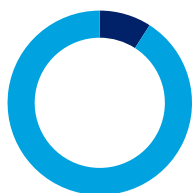
We made voting recommendations at **844** meetings (**12,601** resolutions) over the last quarter.



- Total meetings in favour **17.9%**
- Meetings against (or against AND abstain) **75.1%**
- Meetings abstained **0.1%**
- Meetings with management by exception **6.9%**

Emerging and Frontier Markets

We made voting recommendations at **11** meetings (**163** resolutions) over the last quarter.



- Total meetings in favour **9.1%**
- Meetings against (or against AND abstain) **90.9%**

Europe

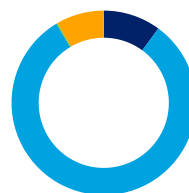
We made voting recommendations at **292** meetings (**5,301** resolutions) over the last quarter.



- Total meetings in favour **22.9%**
- Meetings against (or against AND abstain) **73.6%**
- Meetings with management by exception **3.4%**

North America

We made voting recommendations at **466** meetings (**5,604** resolutions) over the last quarter.



- Total meetings in favour **10.1%**
- Meetings against (or against AND abstain) **81.3%**
- Meetings abstained **0.2%**
- Meetings with management by exception **8.4%**

United Kingdom

We made voting recommendations at **75** meetings (**1,533** resolutions) over the last quarter.

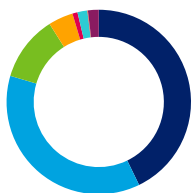


- Total meetings in favour **48%**
- Meetings against (or against AND abstain) **40%**
- Meetings with management by exception **12%**

The issues on which we recommended voting against management or abstaining on resolutions are shown below.

Global

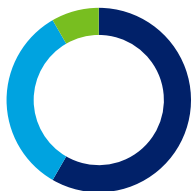
We recommended voting against or abstaining on **1,909** resolutions over the last quarter.



- Board structure **42.8%**
- Remuneration **36.8%**
- Shareholder resolution **11.5%**
- Capital structure and dividends **4.3%**
- Amend articles **0.9%**
- Audit and accounts **1.7%**
- Poison pill/Anti-takeover device **0.1%**
- Other **1.9%**

Emerging and Frontier Markets

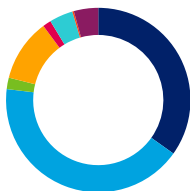
We recommended voting against or abstaining on **24** resolutions over the last quarter.



- Board structure **58.3%**
- Remuneration **33.3%**
- Shareholder resolution **8.3%**

Europe

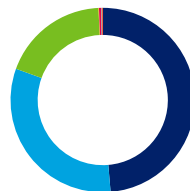
We recommended voting against or abstaining on **749** resolutions over the last quarter.



- Board structure **34.8%**
- Remuneration **42.1%**
- Shareholder resolution **2.0%**
- Capital structure and dividends **10.9%**
- Amend articles **1.5%**
- Audit and accounts **4.1%**
- Poison pill/Anti-takeover device **0.3%**
- Other **4.3%**

North America

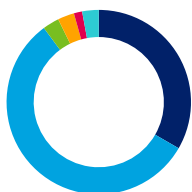
We recommended voting against or abstaining on **1,067** resolutions over the last quarter.



- Board structure **48.6%**
- Remuneration **31.9%**
- Shareholder resolution **18.7%**
- Capital structure and dividends **0.1%**
- Amend articles **0.4%**
- Audit and accounts **0.1%**
- Other **0.2%**

United Kingdom

We recommended voting against or abstaining on **69** resolutions over the last quarter.



- Board structure **33.3%**
- Remuneration **56.5%**
- Shareholder resolution **2.9%**
- Amend articles **2.9%**
- Audit and accounts **1.4%**
- Other **2.9%**